

# ARASU ENGINEERING COLLEGE

## STUDENT SATISFACTORY SURVEY - OVERALL REPORT

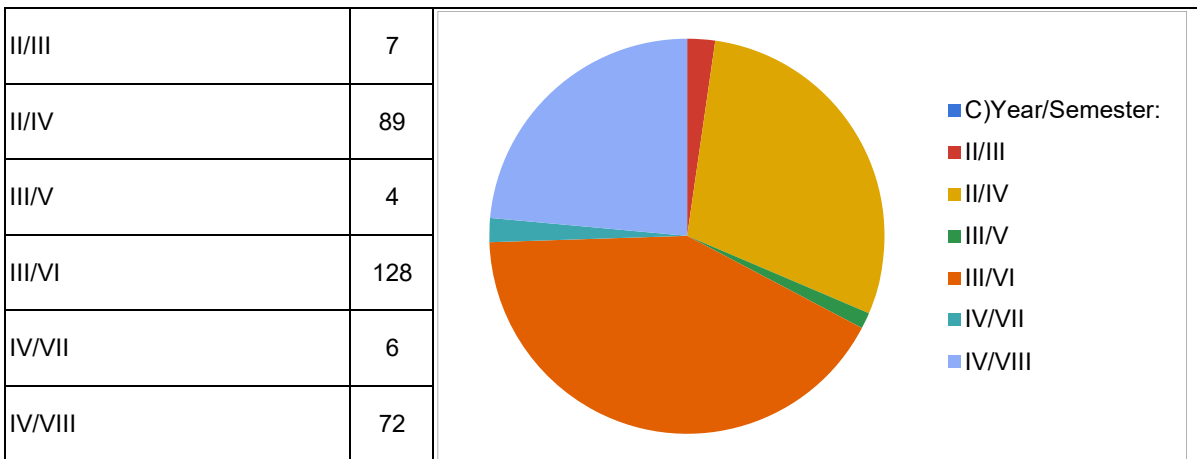
**A) Please confirm this is the first and only time you answer this survey.**

|        |     |  |
|--------|-----|--|
| a) Yes | 342 |  |
|--------|-----|--|

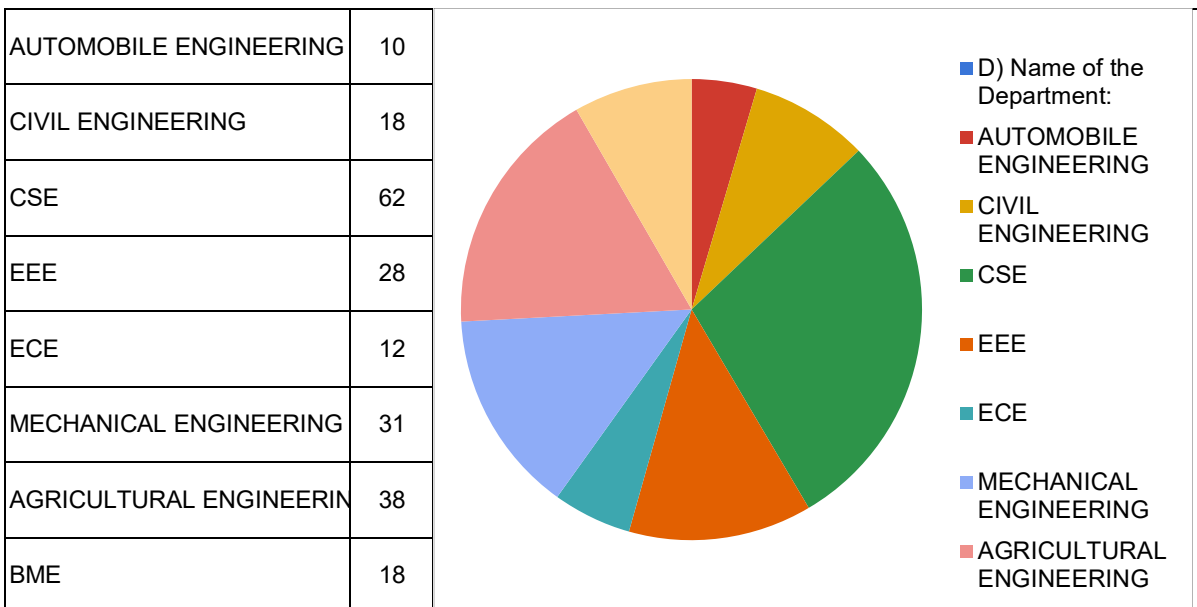
**B) What degree program are you pursuing now?**

|               |     |  |
|---------------|-----|--|
| a) Bachelor's | 342 |  |
|---------------|-----|--|


**C)Year/Semester:**



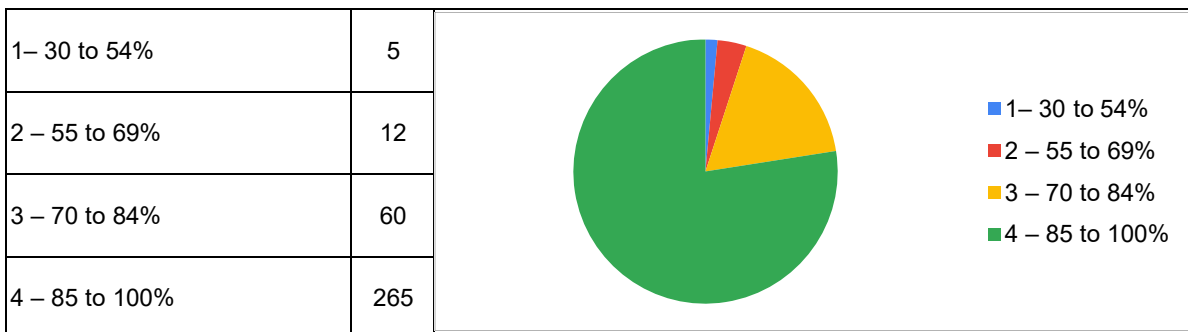
**D) Name of the Department:**



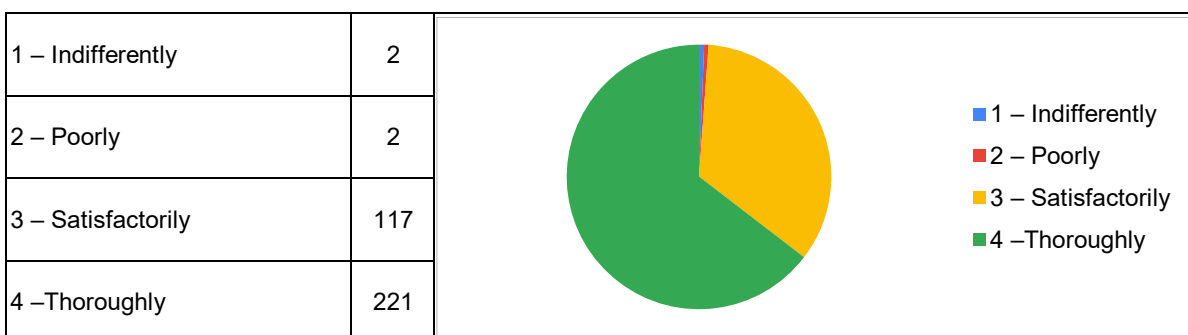
**E) Gender:**



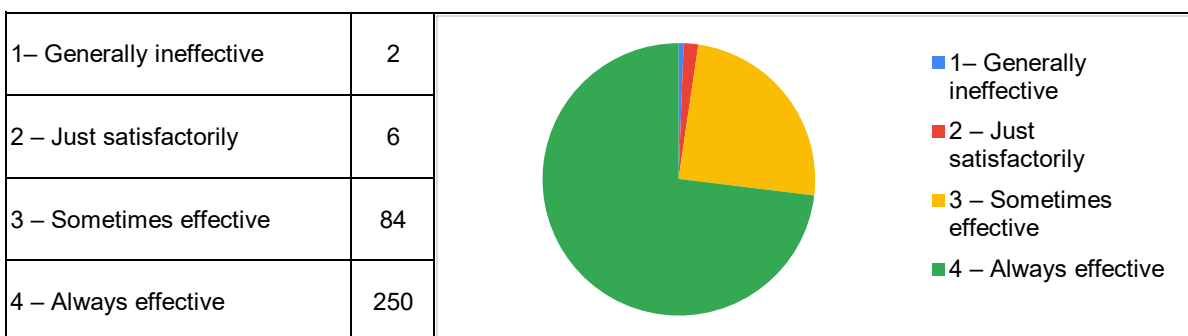
**1. How much of the syllabus was covered in the class?**



**2. How well did the teachers prepare for the classes? [options]**




**3. How well were the teachers able to communicate?**

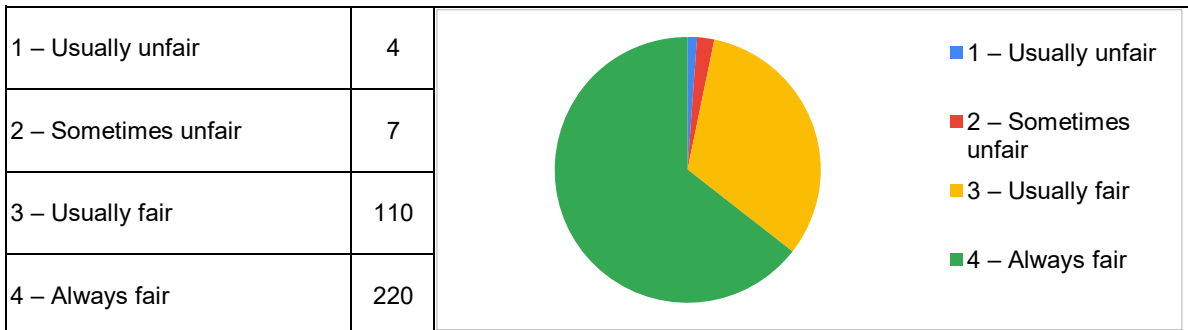


**4. The teacher’s approach to teaching can best be described as**

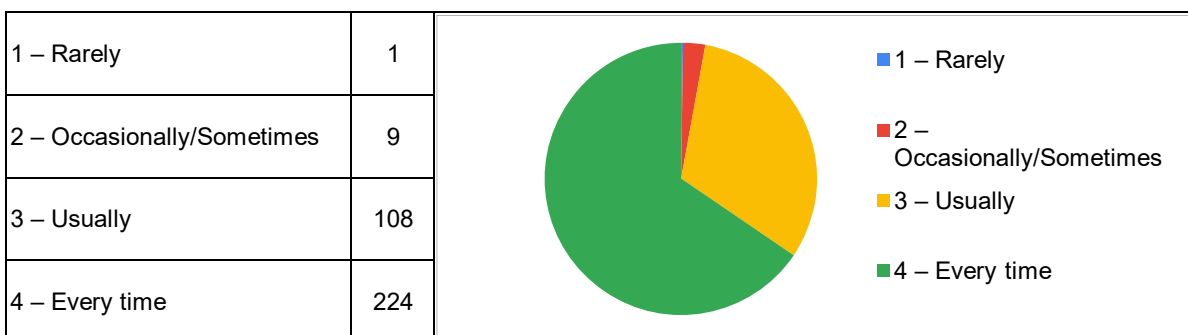




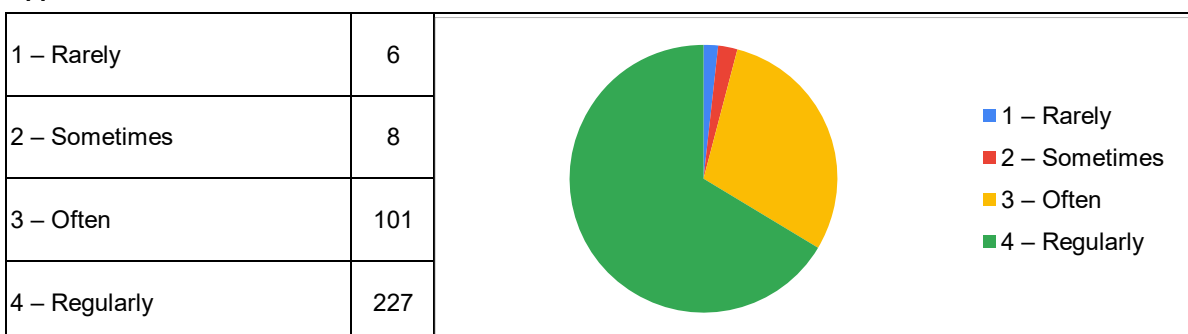
**5. Fairness of the internal evaluation process by the teachers.**



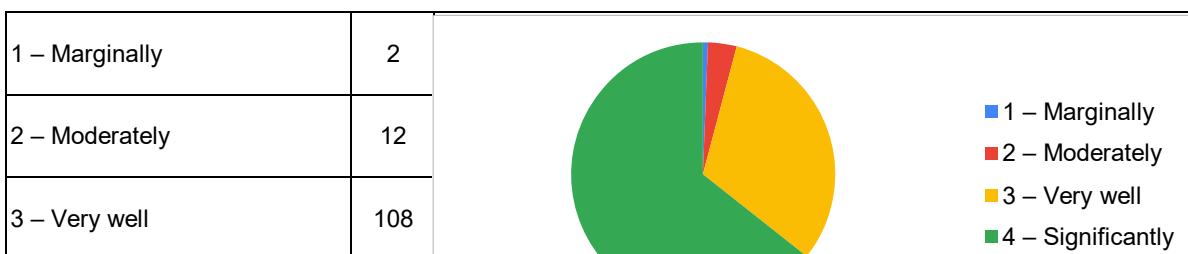
**6. Was your performance in assignments discussed with you?**



**7. The institute takes active interest in promoting internship, student exchange, field visit opportunities for students.**



**8. The teaching and mentoring process in your institution facilitates you in cognitive, social and emotional growth. [options]**

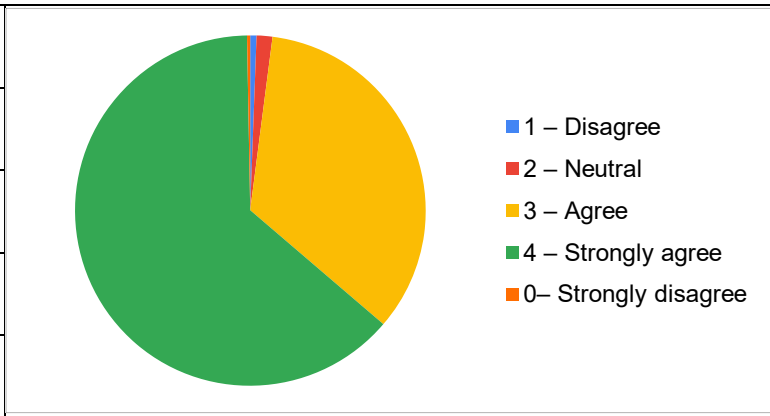


|                   |     |
|-------------------|-----|
| 4 – Significantly | 220 |
|-------------------|-----|



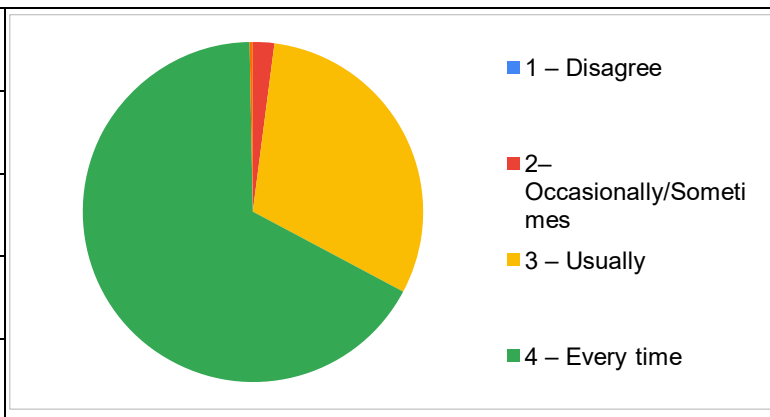
**9. The institution provides multiple opportunities to learn and grow.**

|                      |     |
|----------------------|-----|
| 1 – Disagree         | 2   |
| 2 – Neutral          | 5   |
| 3 – Agree            | 117 |
| 4 – Strongly agree   | 217 |
| 0– Strongly disagree | 1   |



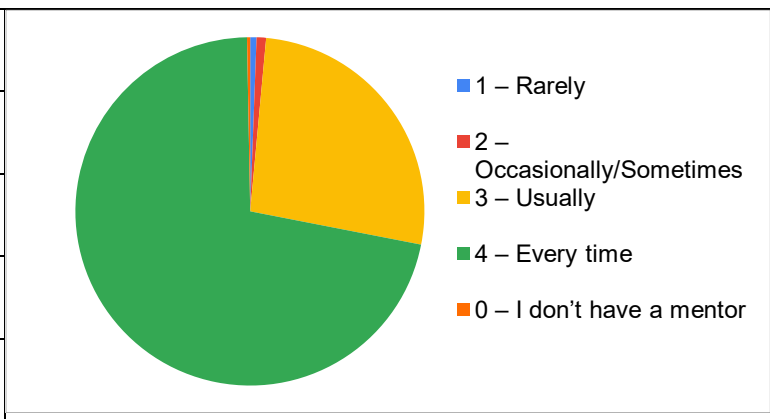
**10. Teachers inform you about your expected competencies, course outcomes and programme outcomes. [options]**

|                           |     |
|---------------------------|-----|
| 1 – Disagree              | 0   |
| 2– Occasionally/Sometimes | 7   |
| 3 – Usually               | 105 |
| 4 – Every time            | 229 |
| 0– Never                  | 1   |



**11. Your mentor does a necessary follow-up with an assigned task to you.**

|                            |     |
|----------------------------|-----|
| 1 – Rarely                 | 2   |
| 2 – Occasionally/Sometimes | 3   |
| 3 – Usually                | 91  |
| 4 – Every time             | 245 |
| 0 – I don't have a mentor  | 1   |



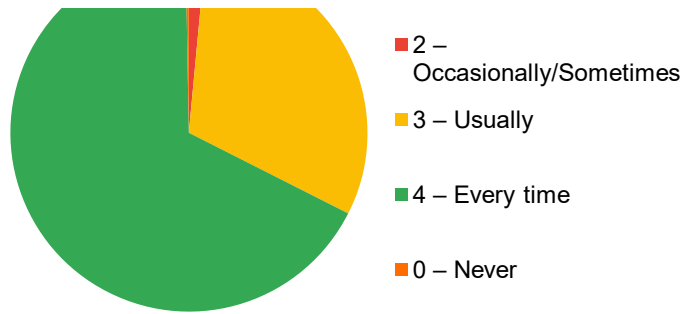
**12. The teachers illustrate the concepts through examples and applications. [options]**

|            |   |
|------------|---|
| 1 – Rarely | 0 |
|------------|---|



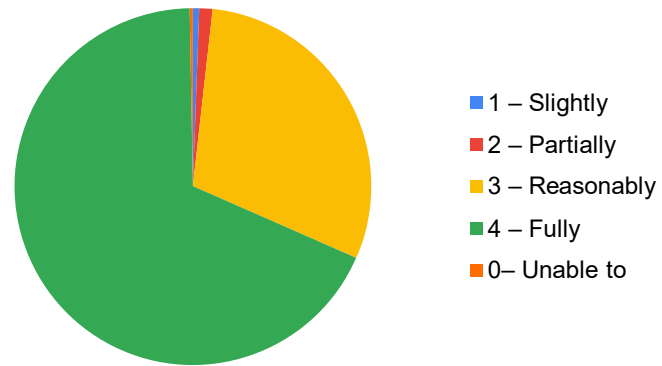
1 – Rarely

|                            |     |
|----------------------------|-----|
| 2 – Occasionally/Sometimes | 5   |
| 3 – Usually                | 106 |
| 4 – Every time             | 230 |
| 0 – Never                  | 1   |



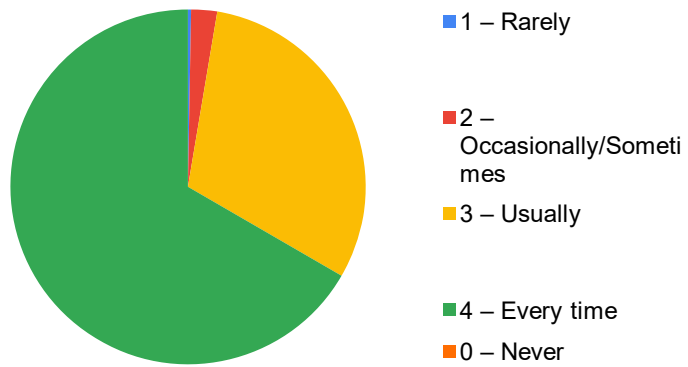
**13. The teachers identify your strengths and encourage you with providing right level of challenges.**

|                |     |
|----------------|-----|
| 1 – Slightly   | 2   |
| 2 – Partially  | 4   |
| 3 – Reasonably | 102 |
| 4 – Fully      | 233 |
| 0– Unable to   | 1   |



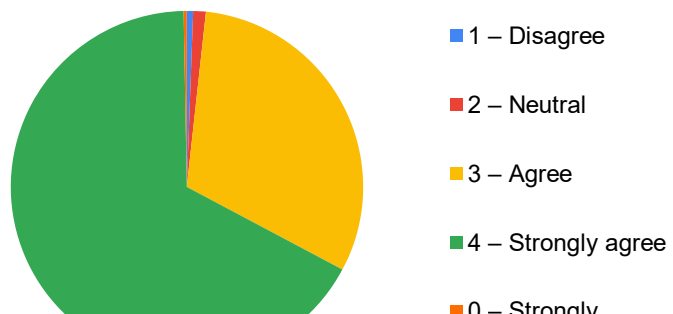
**14. Teachers are able to identify your weaknesses and help you to overcome them.**

|                            |     |
|----------------------------|-----|
| 1 – Rarely                 | 1   |
| 2 – Occasionally/Sometimes | 8   |
| 3 – Usually                | 105 |
| 4 – Every time             | 228 |
| 0 – Never                  | 0   |



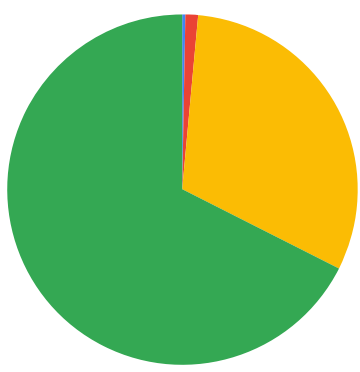
**15. The institution makes effort to engage students in the monitoring, review and continuous quality improvement of the teaching learning process.**

|                    |     |
|--------------------|-----|
| 1 – Disagree       | 2   |
| 2 – Neutral        | 4   |
| 3 – Agree          | 106 |
| 4 – Strongly agree | 229 |

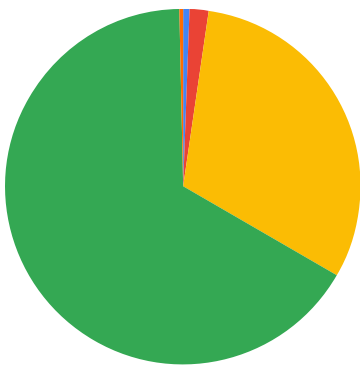


|                       |   |  |                       |
|-----------------------|---|--|-----------------------|
| 0 – Strongly disagree | 1 |  | 0 – Strongly disagree |
|-----------------------|---|--|-----------------------|

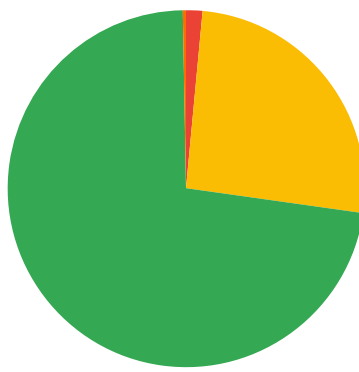
**16. The institute/ teachers use student centric methods, such as experiential learning, participative learning and problem solving methodologies for enhancing learning experiences.**

|                       |     |  |                       |
|-----------------------|-----|--|-----------------------|
| 1 – Very little       | 1   |  | 1 – Very little       |
| 2 – Some what         | 4   |  | 2 – Some what         |
| 3 – Moderate          | 106 |  | 3 – Moderate          |
| 4 – To a great extent | 231 |  | 4 – To a great extent |
| 0 – Not at all        | 0   |  | 0 – Not at all        |

**17. Teachers encourage you to participate in extracurricular activities.**

|                       |     |   |                       |
|-----------------------|-----|---|-----------------------|
| 1 – Disagree          | 2   |  | 1 – Disagree          |
| 2 – Neutral           | 6   |   | 2 – Neutral           |
| 3 – Agree             | 106 |   | 3 – Agree             |
| 4 – Strongly agree    | 227 |   | 4 – Strongly agree    |
| 0 – Strongly disagree | 1   |   | 0 – Strongly disagree |

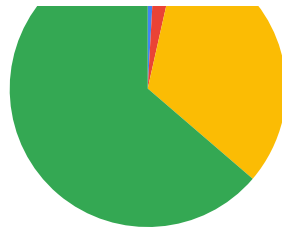
**18. Efforts are made by the institute/ teachers to inculcate soft skills, life skills and employ-ability skills to make you ready for the world of work.**

|                       |     |  |                       |
|-----------------------|-----|--|-----------------------|
| 1 – Very little       | 0   |  | 1 – Very little       |
| 2 – Some what         | 5   |  | 2 – Some what         |
| 3 – Moderate          | 88  |  | 3 – Moderate          |
| 4 – To a great extent | 248 |  | 4 – To a great extent |
| 0 – Not at all        | 1   |  | 0 – Not at all        |

**19. What percentage of teachers use ICT tools such as LCD projector, Multimedia, etc. while teaching.**

|              |   |  |
|--------------|---|--|
| 1 – 30 – 49% | 3 |  |
|--------------|---|--|

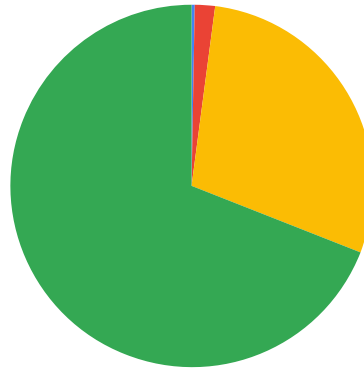
|               |     |
|---------------|-----|
| 2 – 50 – 69%  | 9   |
| 3 – 70 – 89%  | 112 |
| 4 – Above 90% | 218 |



- 1 – 30 – 49%
- 2 – 50 – 69%
- 3 – 70 – 89%
- 4 – Above 90%

**20. The overall quality of teaching-learning process in your institute is very good.**

|                      |     |
|----------------------|-----|
| 1 – Disagree         | 1   |
| 2 – Neutral          | 6   |
| 3 – Agree            | 99  |
| 4 –Strongly agree    | 236 |
| 0– Strongly disagree | 0   |



- 1 – Disagree
- 2 – Neutral
- 3 – Agree
- 4 –Strongly agree
- 0– Strongly disagree

# ARASU ENGINEERING COLLEGE

Approved by AICTE & Affiliated to Anna University  
Chennai Main Road, Kumbakonam – 612 501, Tamilnadu.

## Impact of Student Satisfaction Survey

**Observations / Suggestions to improve the overall teaching – learning experience in your institution**

1. More practical assignments should be given.
2. Idea rooms and student articles should be promoted
3. Communication skill and software skill training programs must be arranged
4. Coaching classes and tests are needed after completing the syllabus
5. Improvement is needed in internships, industry involvement and workshops

### Action Taken

1. Assignments in the form of Case Study, Seminar and quiz are incorporated in the Teaching Learning process.
2. Department level Newsletters and Magazines are published and they include ideas and articles of the students.
3. Capacity Building programmes are planned and conducted to improve employability skills and entrepreneur skills.
4. Coaching classes were implemented and practicing tests are conducted regularly.
5. MoUs were signed with various industries for enhancing the internship, placements, workshops and value added courses.

  
IQAC Coordinator

  
Head of the Institution